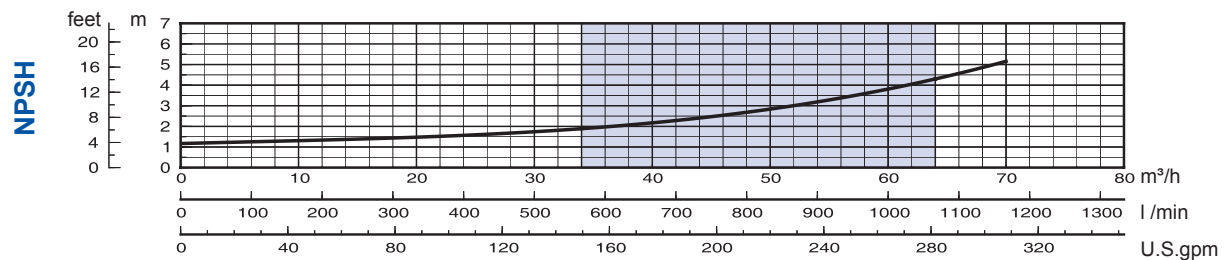
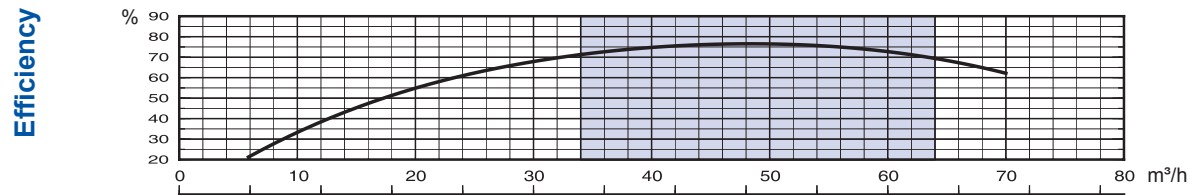
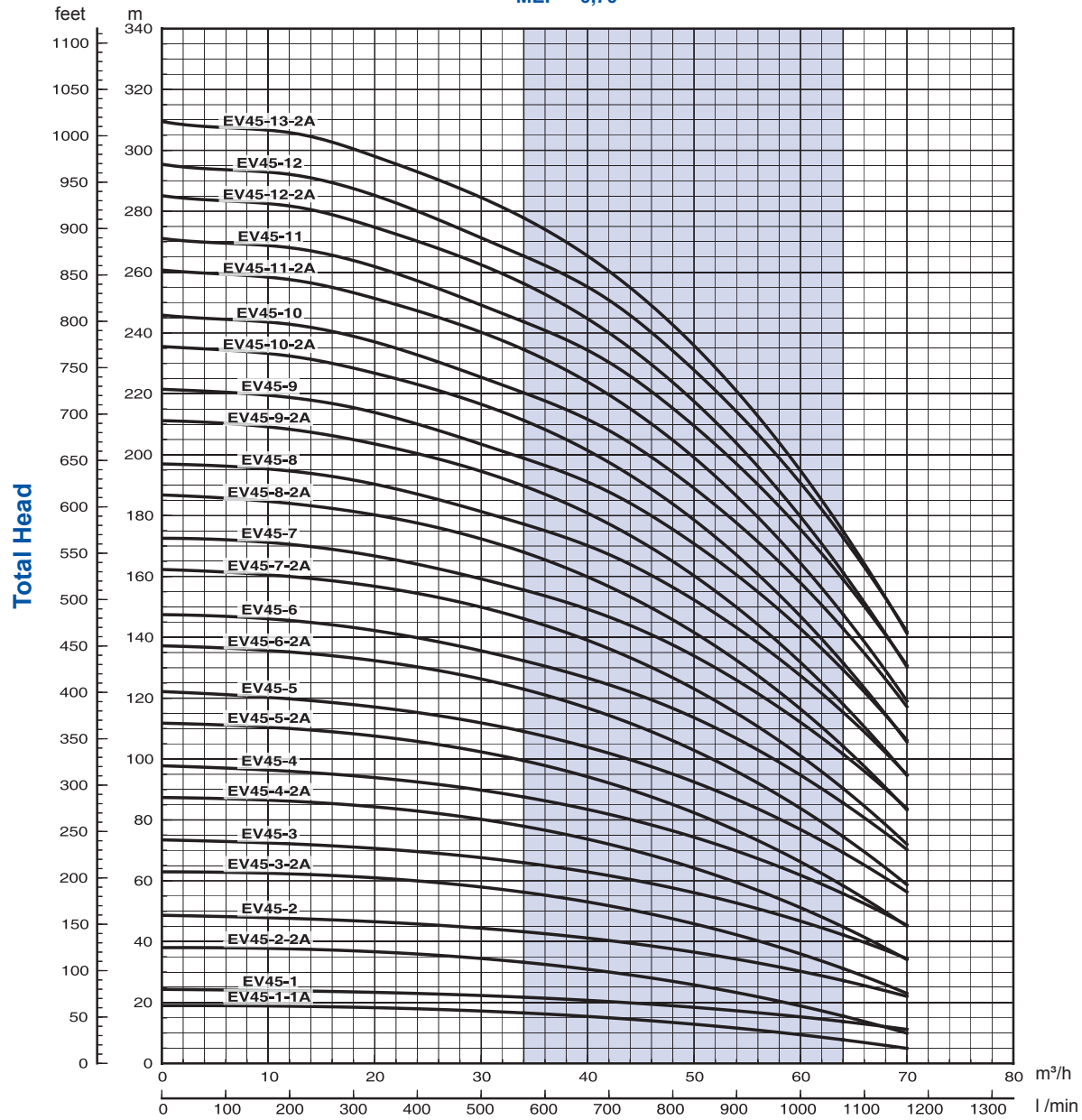


Performance curves 50Hz

MEI ≥ 0,70



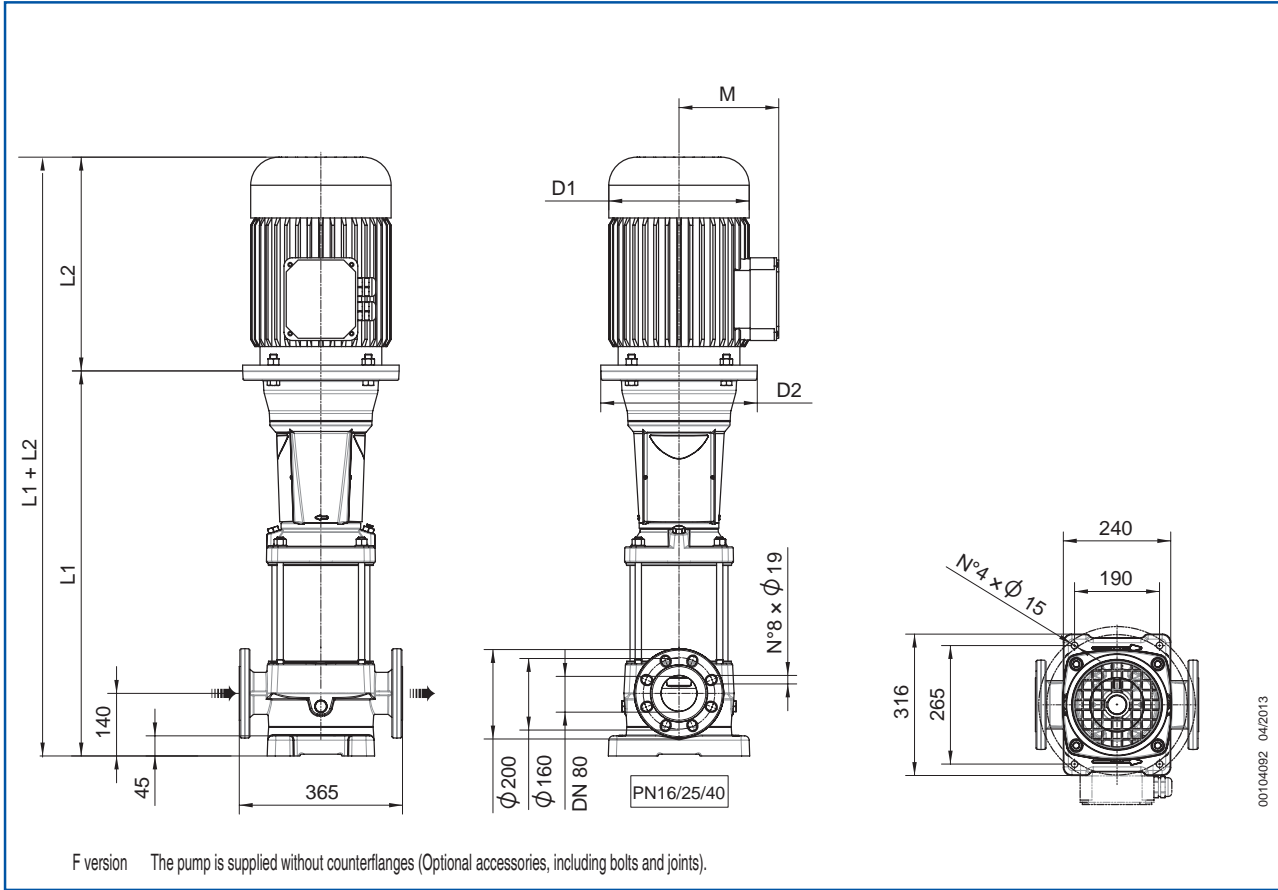
Capacity

00110081 05/2013

The hydraulic characteristics are guaranteed, according to ISO standard 9906, grade 3.

It is our policy to continuously develop and improve our products, therefore, we reserve the right to amend specifications without prior notice.

Technical data 50Hz



Pump Model	Motor		Dimensions (mm)					Weight (kg)			
	kW	Size	L1	L2	M	D1	D2	L1 + L2	PUMP	MOTOR	ELECTRIC
EV 45/1-1a	3	100	490	267	138	180	170	757	59	18,7	78
EV 45/1	4	112	490	306	145	196	170	796	59	22,8	82
EV 45/2-2a	5,5	132	759	328	161	225	300	1087	80,5	34	114,5
EV 45/2	7,5	132	759	350	161	225	300	1109	80,5	36	116,5
EV 45/3-2a	11	160	861	425	198	248	350	1286	87,5	58	145,5
EV 45/3	11	160	861	425	198	248	350	1286	87,5	58	145,5
EV 45/4-2a	15	160	943	476	198	248	350	1419	91,5	64	155,5
EV 45/4	15	160	943	476	198	248	350	1419	91,5	64	155,5
EV 45/5-2a	18,5	160	1025	542	238	317	350	1567	95,5	89	184,5
EV 45/5	18,5	160	1025	542	238	317	350	1567	95,5	89	184,5
EV 45/6-2a	22	180	1107	542	238	317	350	1649	99	108,5	208
EV 45/6	22	180	1107	542	238	317	350	1649	99	108,5	208
EV 45/7-2a	30	200	1194	658	297	399	400	1852	106	228	334
EV 45/7	30	200	1194	658	297	399	400	1852	106	228	334
EV 45/8-2a	30	200	1276	658	297	399	400	1934	110	228	338
EV 45/8	30	200	1276	658	297	399	400	1934	110	228	338
EV 45/9-2a	37	200	1358	658	297	399	400	2016	114	242	356
EV 45/9	37	200	1358	658	297	399	400	2016	114	242	356
EV 45/10-2a	37	200	1440	658	297	399	400	2098	118	242	360
EV 45/10	37	200	1440	658	297	399	400	2098	118	242	360
EV 45/11-2a	45	225	1522	699	333	465	450	2221	125	308	433
EV 45/11	45	225	1522	699	333	465	450	2221	125	308	433
EV 45/12-2a	45	225	1604	699	333	465	450	2303	129	308	437
EV 45/12	45	225	1604	699	333	465	450	2303	129	308	437
EV 45/13-2a	45	225	1686	699	333	465	450	2385	133	308	441